

Double Wire Binding Machine **F 162 α**

Semi-automatic double wire binding machine for the production of books and stationery products*, even with oversized cover or back board.



Designed for the use of pre-formed binding elements from spools, and/or "in-line" combined with the Wire Forming Machine F 95 a.


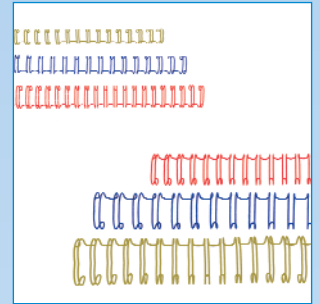
For all binding diameters from 3/16" to 11/4" in both 3:1 and 2:1 pitch.

- Easy fixing of the wire spool onto a rod.
- Device for winding on the separating paper.
- Easy and fast setting of the required number of loops at a counter.
- Cutting of the binding length.
- Transport to the inserting station on a rail.
- Insertion of the punched product into the binding elements.
- Perfectly binding secure is achieved as a result of inserting the punched sheets into the binding elements.



- Manual feeding of the product to a touch-free cycle switch.
- Automatic start of the further working processes:
 - Closing of the binding.
 - Simultaneously cutting and positioning of the next binding length.
 - Shingled delivery onto an exit belt.
- Simple mechanical adjustment of binding diameters and pitches, without closing tool changes.
- Short change-over times to binding diameters and pitches.

* For products without calendar hangers and skip-binding.





Double Wire Binding Machine **F 162 α**



SPECIAL EQUIPMENT

Binding machine combined with the add-on machine for cover turning and alternate delivery F 162 d.



Turning of the cover sheet



Alternate (head to foot) delivery and shingled exit onto an exit belt for easy take off the bound products.



Technical data

Book sizes

bound edge	from 60 mm to 360 mm
unbound edge	from 60 mm to 300 mm

Pitch 3:1 = 1/3"

Book thickness, mm	3	4	6	7	8	10	11
Binding diameter	3/16"	1/4"	5/16"	3/8"	7/16"	1/2"	9/16"

Pitch 2:1 = 1/2"

Book thickness, mm	8	10	11	13	16	19	21	24	27
Binding diameter	7/16"	1/2"	9/16"	5/8"	3/4"	7/8"	1"	1 1/8"	1 1/4"

Capacity	600 - 1.500 products/hour depending on the product and operator
Electrical equipment	230/400 V; 3 phase; 50/60 cy; 1,0 kW other voltage on request!
Required floor space	2,60 m x 2,10 m; inclusive spool winding off and delivery belt.
Weight	460 kg